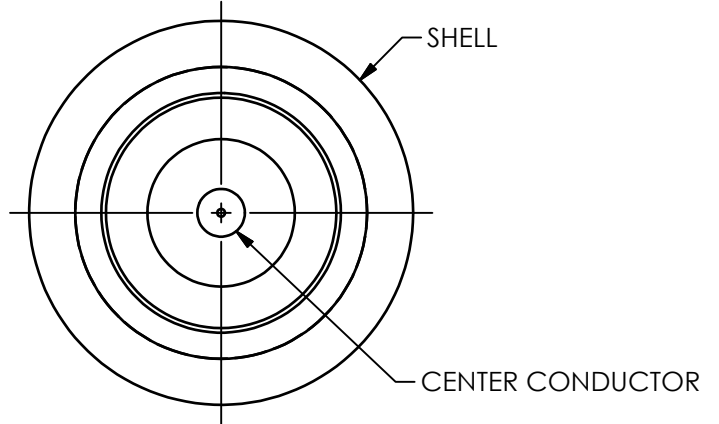
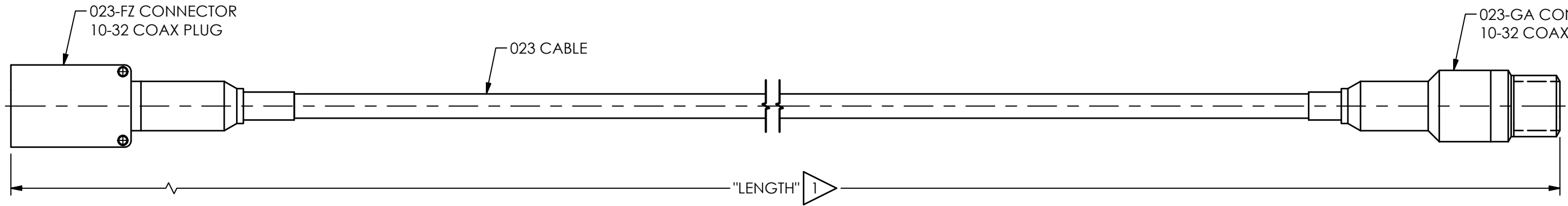


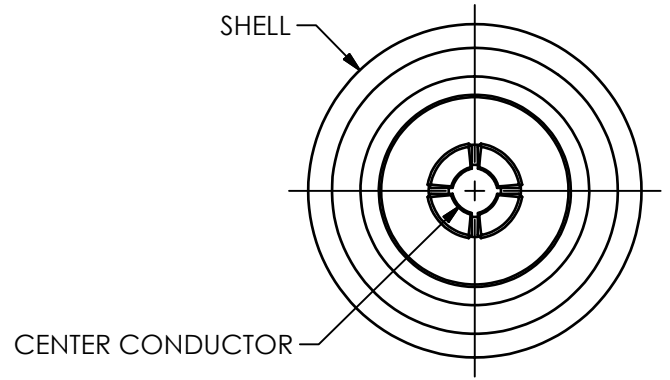
71855

PCB Piezotronics Inc. claims proprietary rights in the information disclosed hereon. Neither it nor any reproduction thereof will be disclosed to others without the written consent of PCB Piezotronics Inc.

REVISIONS		
REV	DESCRIPTION	DIN
A	UPDATED TITLE BLOCK, REMOVED TOLERANCE CHART	52984

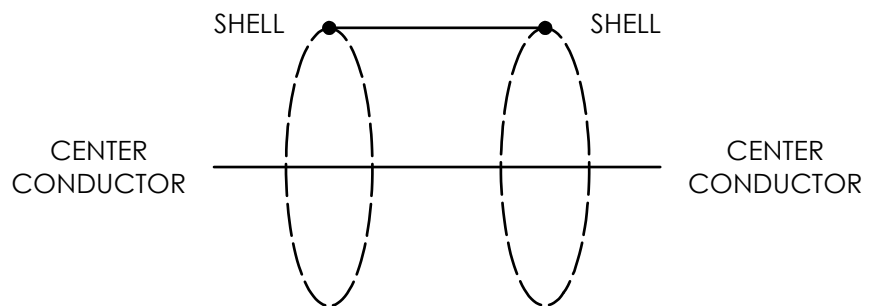


023-FZ PINOUT
SCALE 8X



023-GA PINOUT
SCALE 8X

SCHEMATIC DIAGRAM



1 LENGTH MAY VARY IN FEET OR METERS DEPENDING ON THE MODEL, 023A10 CABLE IS ALWAYS 10 FEET WITH TOLERANCE LISTED IN TITLE BLOCK

UNLESS OTHERWISE SPECIFIED TOLERANCES ARE:		DRAWN		CHECKED		ENGINEER			
DIMENSIONS IN INCHES DECIMALS XX ±.03 XXX ±.010 ANGLES ± 2 DEGREES		DIMENSIONS IN MILLIMETERS [IN BRACKETS] DECIMALS X ± 0.8 XX ± 0.25 ANGLES ± 2 DEGREES		NJF	07/20/22	JDM	07/20/22		
CABLE TOLERANCES IN ENGLISH 1' ≤ LENGTH < 1' = +1' / - 0 1' ≤ LENGTH < 5' = +2' / - 0 5' ≤ LENGTH < 100' = +6' / - 0 100' ≤ LENGTH = +1' / - 0		CABLE TOLERANCES IN METRIC 2.54cm ≤ LENGTH < 30.5cm = +2.54cm / - 0 30.5cm ≤ LENGTH < 1.5m = +5.1cm / - 0 1.5m ≤ LENGTH < 30.5m = +15.2cm / - 0 30.5m ≤ LENGTH = +30.5cm / - 0		TITLE OUTLINE DRAWING 023A10 CABLE (M)023FZGA [-XXXX] CABLE				PCB PIEZOTRONICS AN AMPHENOL COMPANY 3425 WALDEN AVE. DEPEW, NY 14043 (716) 684-0001 E-MAIL: sales@pcb.com	
FILLETS AND RADII .003 - .005		FILLETS AND RADII 0.07 - 0.13						CODE IDENT. NO. 52681	DWG. NO. 71855