

2

1

APPLICATION


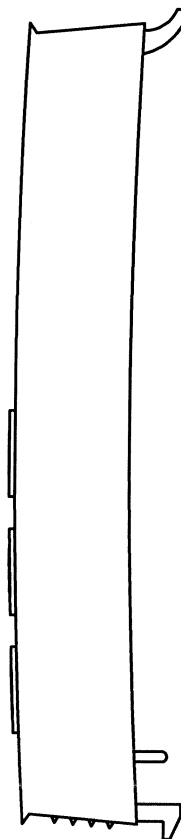
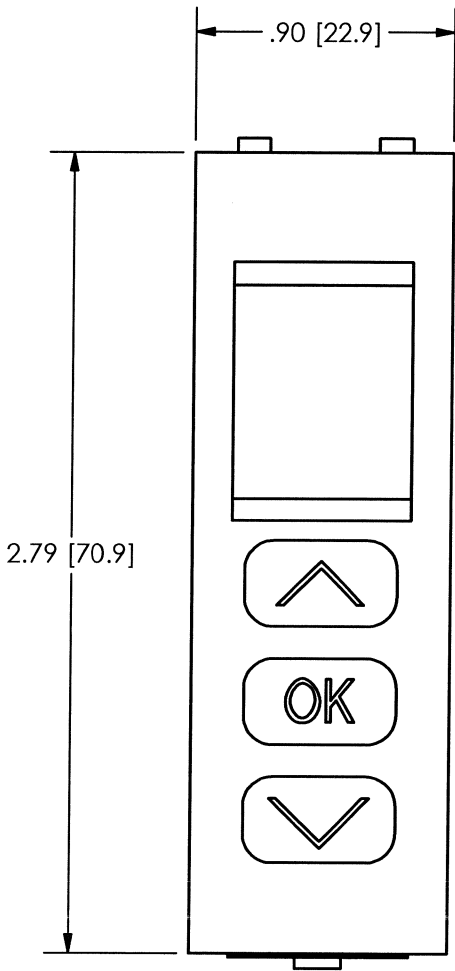
REVISIONS

NEXT ASS'Y	USED ON	VAR

REV	DESCRIPTION	ECN	APP'D
NR	RELEASED TO DRAFTING		DM 3/06

33043

PCB Piezotronics Inc. claims proprietary rights in the information disclosed herein. Neither it nor any reproduction thereof will be disclosed to others without the written consent of PCB Piezotronics Inc.



UNLESS OTHERWISE SPECIFIED TOLERANCES ARE:

DIMENSIONS IN INCHES	DIMENSIONS IN MILLIMETERS [IN BRACKETS]
DECIMALS XX ± .03	DECIMALS X ± 0.8
XXX ± .010	XX ± 0.25
ANGLES ± 2 DEGREES	ANGLES ± 2 DEGREES

DRAWN	ECB	3/29/04	MFG	P.L.	3/30/04
CHK'D	DM	3/31/06	ENGR	MSE	3/30/04
APP'D	UA	3/26/04	SALES	BT	3/30/04

PCB PIEZOTRONICS^{INC.}
 3425 WALDEN AVE. DEPEW, NY 14043
 (716) 684-0001 E-MAIL: sales@pcb.com

OUTLINE DRAWING
 MODEL 070A80
 DISPLAY/PROGRAMMER

CODE IDENT. NO. 52681	DWG. NO. 33043
SCALE: FULL	SHEET 1 OF 1

2

1